

## Current transducers - MCR-S-1-5-UI-DCI-NC - 2814715

Please be informed that the data shown in this PDF Document is generated from our Online Catalog. Please find the complete data in the user's documentation. Our General Terms of Use for Downloads are valid (<http://phoenixcontact.com/download>)



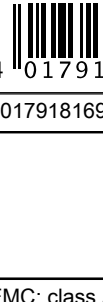
MCR current transducer, programmable and configurable, for measuring direct, alternating and distorted currents, input current 0...0.2 to 0...11 A, unconfigured

### Why buy this product

- True r.m.s. value measurement
- Device can be set via DIP switches or MCR/PI-CONF-WIN configuration software
- 3-way isolation



### Key Commercial Data

Packing unit	1 STK
GTIN	 4 017918 169275
GTIN	4017918169275

### Technical data

#### Note

Utilization restriction	EMC: class A product, see manufacturer's declaration in the download area
-------------------------	---

#### Dimensions

Width	22.5 mm
Height	99 mm
Depth	114.5 mm

#### Ambient conditions

Ambient temperature (operation)	-20 °C ... 60 °C
Ambient temperature (storage/transport)	-40 °C ... 85 °C
Maximum altitude	< 2000 m

#### Input data

Input	Current measuring input
-------	-------------------------

# Current transducers - MCR-S-1-5-UI-DCI-NC - 2814715

## Technical data

### Input data

Number of inputs	3
Configurable/programmable	Yes, unconfigured
Input current range	0 A ... 11 A (AC/DC)
Operate threshold	2 % (of measuring range nominal value 1/5/10 A)
Setting range for min. input current	0 A ... 200 mA
Setting range for max. input current	0 A ... 11 A
Impulse form	AC, DC or distorted currents
Overload capacity	2 x I <sub>N</sub> (continuous)
Surge strength	20 x I <sub>N</sub> (1 s)
Frequency measuring range	15 Hz ... 400 Hz
Connection method	Screw connection

### Output data

Output name	Voltage output / current output
Configurable/programmable	Yes, unconfigured
Voltage output signal	0 V ... 10 V
	2 V ... 10 V
	-10 V ... 10 V
	0 V ... 5 V
	1 V ... 5 V
	-5 V ... 5 V
	10 V ... 0 V
	10 V ... 2 V
	10 V ... -10 V
	5 V ... 0 V
	5 V ... 1 V
	5 V ... -5 V
Current output signal	0 mA ... 20 mA
	4 mA ... 20 mA
	20 mA ... 0 mA
	20 mA ... 4 mA
Load/output load voltage output	> 10 kΩ
Load/output load current output	< 500 Ω

### Switching output

Output name	No switching output
-------------	---------------------

### Power supply

Supply voltage range	20 V DC ... 30 V DC
Max. current consumption	< 40 mA (without load)

### Connection data

Connection method	Screw connection
-------------------	------------------

# Current transducers - MCR-S-1-5-UI-DCI-NC - 2814715

## Technical data

### Connection data

Conductor cross section solid min.	0.2 mm <sup>2</sup>
Conductor cross section solid max.	2.5 mm <sup>2</sup>
Conductor cross section AWG min.	24
Conductor cross section AWG max.	14
Conductor cross section flexible min.	0.2 mm <sup>2</sup>
Conductor cross section flexible max.	2.5 mm <sup>2</sup>
Stripping length	8 mm
Screw thread	M3

### General

Maximum transmission error	< 0.5 % (of nominal range value under nominal conditions)
Temperature coefficient, typical	< 0.025 %/K
Step response (10-90%)	330 ms (with AC)
	40 ms (with DC)
Status display	Green LED
Overvoltage category	III
Degree of pollution	2
Rated insulation voltage	300 V AC (to earth)
Test voltage input/output	4 kV (50 Hz, 1 min.)
Test voltage input/power supply	4 kV (50 Hz, 1 min.)
Test voltage output/power supply	500 V (50 Hz, 1 min.)
Electromagnetic compatibility	Conformance with EMC directive
Noise emission	EN 61000-6-4
Noise immunity	EN 61000-6-2
Color	green
Housing material	Polyamide PA non-reinforced
Mounting position	any
Conformance	CE-compliant
UL, USA/Canada	Class I, Zone 2, AEx nA nC IIC T4, Ex nA nC IIC T4 Gc X
	Class I, Div. 2, Groups A, B, C and D or Non-Hazardous Locations Only

### Standards and Regulations

Electromagnetic compatibility	Conformance with EMC directive
Noise emission	EN 61000-6-4
Noise immunity	EN 61000-6-2
Connection in acc. with standard	CUL
Low Voltage Directive	Conformance with Low Voltage Directive
Conformance	CE-compliant
UL, USA/Canada	Class I, Zone 2, AEx nA nC IIC T4, Ex nA nC IIC T4 Gc X
	Class I, Div. 2, Groups A, B, C and D or Non-Hazardous Locations Only

### Environmental Product Compliance

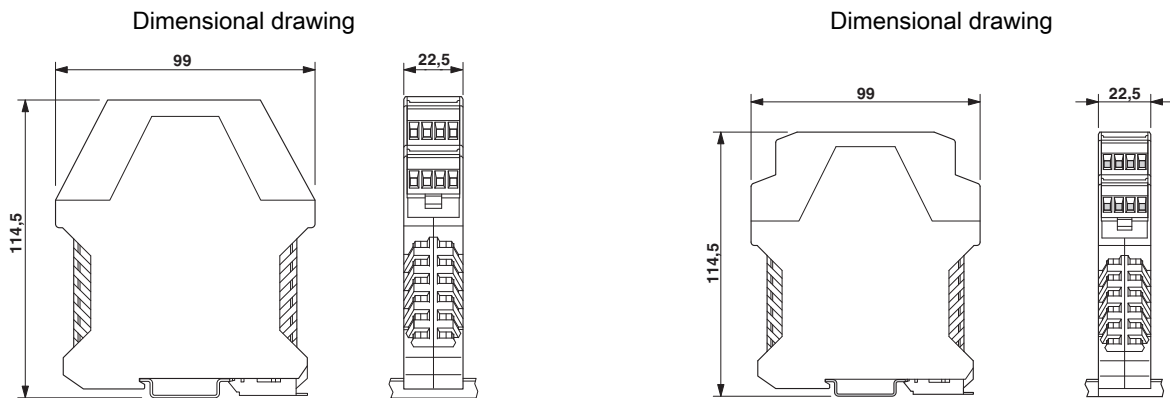
# Current transducers - MCR-S-1-5-UI-DCI-NC - 2814715

## Technical data

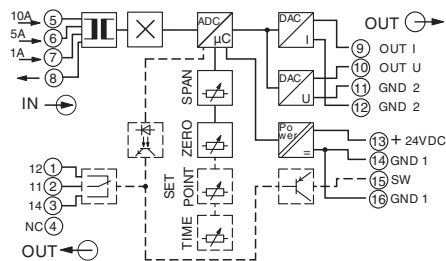
### Environmental Product Compliance

China RoHS	Environmentally Friendly Use Period = 50
	For details about hazardous substances go to tab "Downloads", Category "Manufacturer's declaration"

## Drawings



### Circuit diagram



## Approvals

### Approvals

Approvals

UL Recognized / cUL Recognized / EAC / cULus Recognized


Ex Approvals


UL Listed / cUL Listed / cULus Listed

### Approval details


## Current transducers - MCR-S-1-5-UI-DCI-NC - 2814715

### Approvals

UL Recognized		<a href="http://database.ul.com/cgi-bin/XYV/template/LISEXT/1FRAME/index.htm">http://database.ul.com/cgi-bin/XYV/template/LISEXT/1FRAME/index.htm</a>	FILE E 238705
---------------	---	---	---------------

cUL Recognized		<a href="http://database.ul.com/cgi-bin/XYV/template/LISEXT/1FRAME/index.htm">http://database.ul.com/cgi-bin/XYV/template/LISEXT/1FRAME/index.htm</a>	FILE E 238705
----------------	---	---	---------------

EAC		EAC-Zulassung
-----	---	---------------

cULus Recognized		<a href="http://database.ul.com/cgi-bin/XYV/template/LISEXT/1FRAME/index.htm">http://database.ul.com/cgi-bin/XYV/template/LISEXT/1FRAME/index.htm</a>
------------------	---	---

Phoenix Contact 2018 © - all rights reserved  
<http://www.phoenixcontact.com>

PHOENIX CONTACT GmbH & Co. KG  
Flachmarktstr. 8  
32825 Blomberg  
Germany  
Tel. +49 5235 300  
Fax +49 5235 3 41200  
<http://www.phoenixcontact.com>