



FTB series(80,100,150A)

FTB -80 -663 -□

① ② ③ ④



- ① Model Name
- ② Rated Current
- ③ Line to ground capacitor code: See table 1.1.

table 1.1 Line to ground capacitor code

Code	Leakage Current (Input 250/500V 60Hz) (355 only 250/400V 60Hz)	Line to ground capacitor CY1 (nominal value)	Line to ground capacitor CY2 (nominal value)
203	1.0mA/2.0mA max	10,000pF	10,000pF
663	2.5mA/5.0mA max	33,000pF	33,000pF
324	12mA/24mA max	220,000pF	100,000pF
355 *1	330mA/515mA max	220,000pF	3,300,000pF

- * When the line to ground capacitor code is different, the attenuation characteristic is different.
- * 1 "355" is applied only to "L" type.

- ④ Option
- H: Ultra high attenuation type
"355" is not applied
- S: Hexagon socket head cap screw
(Standard type is Hexagon head screw)
- L: Ultra high attenuation type for EU

Features of FTB series

Book type (Space-saving type)

- 2-stage filter High-attenuation (150kHz - 1MHz)
- Selectable leakage current value, Ultra high attenuation type "-355-L" for EU (Wye type with neutral earth system)

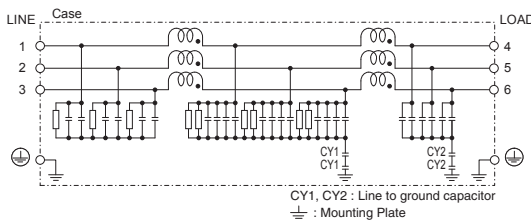
Specifications

No.	Items	FTB-80-663	FTB-100-663	FTB-150-663
1	Rated Voltage[V]	AC Three Phase 500 (voltage range: 528 max) 50/60Hz *2		
2	Rated Current[A]	80	100	150
3	Test Voltage (Terminal-Mounting Plate)	2,500 VAC (Cutoff Current = 100mA), 1minute at room temperature and humidity *3		
4	Isolation Resistance (Terminal-Mounting Plate)	500 VDC 100MΩ min at room temperature and humidity *4		
5	Leakage current 250/500V 60Hz	2.5mA/5.0mA max		
6	DC resistance	10mΩ max	8mΩ max	6mΩ max
7	Safety agency approval temperatures	-25 to +85°C (Refer to Derating Curve)		
8	Operating temperature	-40 to +85°C (Refer to Derating Curve)		
9	Operating humidity	20 to 95%RH (Non condensing)		
10	Storage temperature/humidity	-40 to +85°C/20 to 95%RH (Non condensing)		
11	Vibration	10 to 55Hz, 19.6m/s ² (2G), 3min. Period, 1hour each X, Y and Z axis		
12	Impact	196.1m/s ² (20G), 11ms Once each X, Y and Z axis		
13	Safety agency approvals	UL1283, CSA C22.2 No.8 (C-UL), DIN EN60939 VDE0565 Teil3-1, ENEC		
14	Case size (without projection)	100 X 170 X 350 mm (W X H X D) [3.94 X 6.69 X 13.78 inches]	100 X 210 X 400 mm (W X H X D) [3.94 X 8.27 X 15.75 inches]	
15	Weight	5.3kg max	7.8kg max	

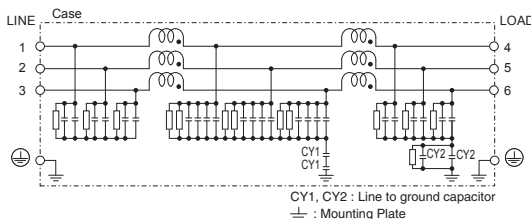
- *2 Only capacitor code "355", Three Phase Δ-connection : 400 (440 max), Wye-connection : 500 (528 max)
- *3 Only capacitor code "324","355" 2,800 DC (Cutoff Current = 10mA), 1minute at room temperature and humidity.
- *4 Only capacitor code "355", Isolation resistance specification is deleted.

Circuit Diagram

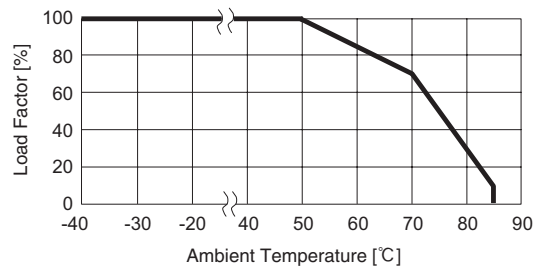
(1) Line to ground capacitor code : 203, 663, 324



(2) FTB-□□-355-L



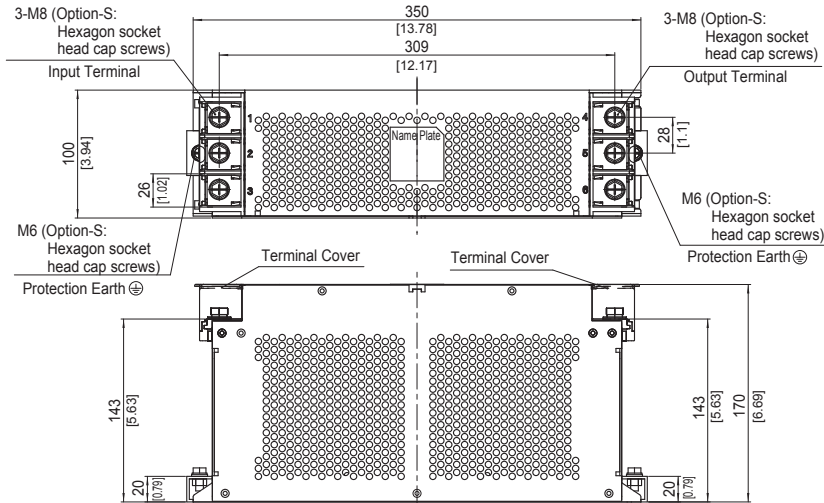
Derating Curve



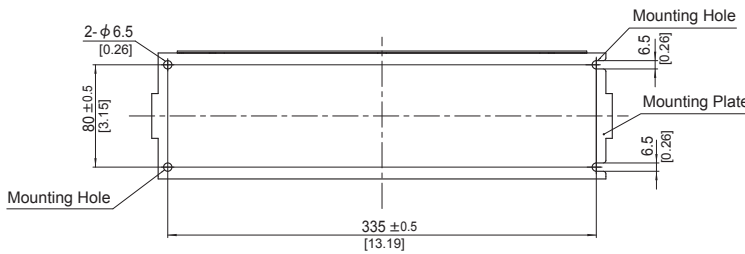
* Keep free ventilation holes for cooling.

External view

FTB-80-□□□ / FTB-100-□□□

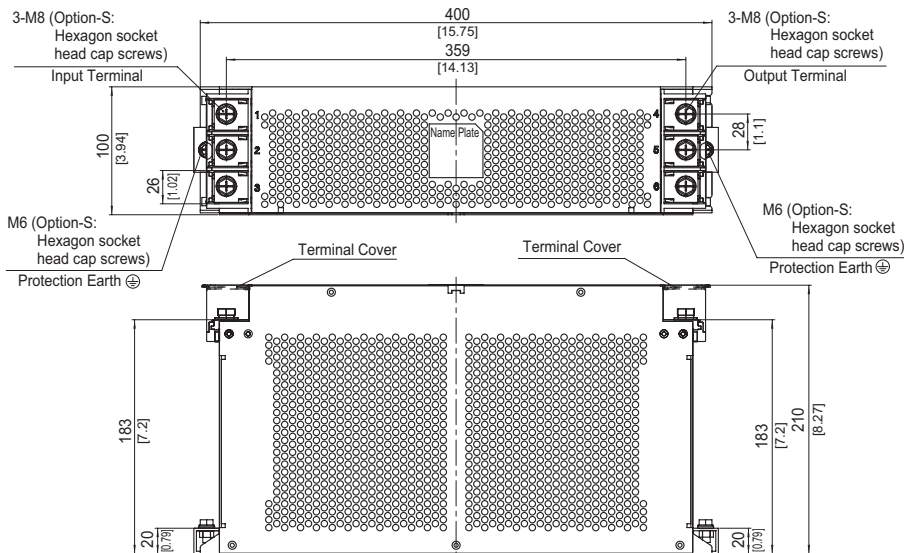


※ The air hole for heat radiation is not on the opposite side side.

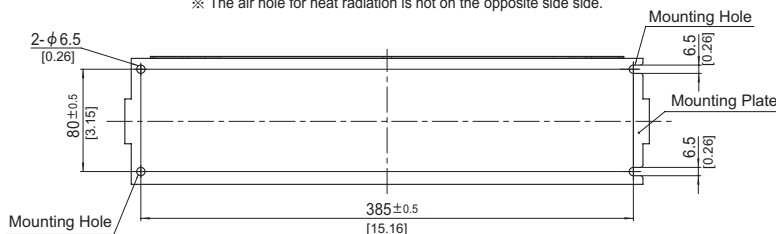


- ※ Tolerance : ± 1 [± 0.04]
- ※ Weight : 5.3kg max
- ※ Mounting Plate : Aluminum $t = 2.0$ [0.08]
- ※ Dimensions in mm, []=inches
- ※ Terminal block screw tightening torque
M8 : 9.2N · m(93.9kgf · cm)max
- ※ Protection Earth (PE) screw tightening torque
M6 : 5.8N · m(59.2kgf · cm)max
- ※ Can not be mounted upside-down
(mounted the top surface)
- ※ Keep free ventilation holes for cooling

FTB-150-□□□



※ The air hole for heat radiation is not on the opposite side side.



- ※ Tolerance : ± 1 [± 0.04]
- ※ Weight : 7.8kg max
- ※ Mounting Plate : Aluminum $t = 2.0$ [0.08]
- ※ Dimensions in mm, []=inches
- ※ Terminal block screw tightening torque
M8 : 9.2N · m(93.9kgf · cm)max
- ※ Protection Earth (PE) screw tightening torque
M6 : 5.8N · m(59.2kgf · cm)max
- ※ Can not be mounted upside-down
(mounted the top surface)
- ※ Keep free ventilation holes for cooling