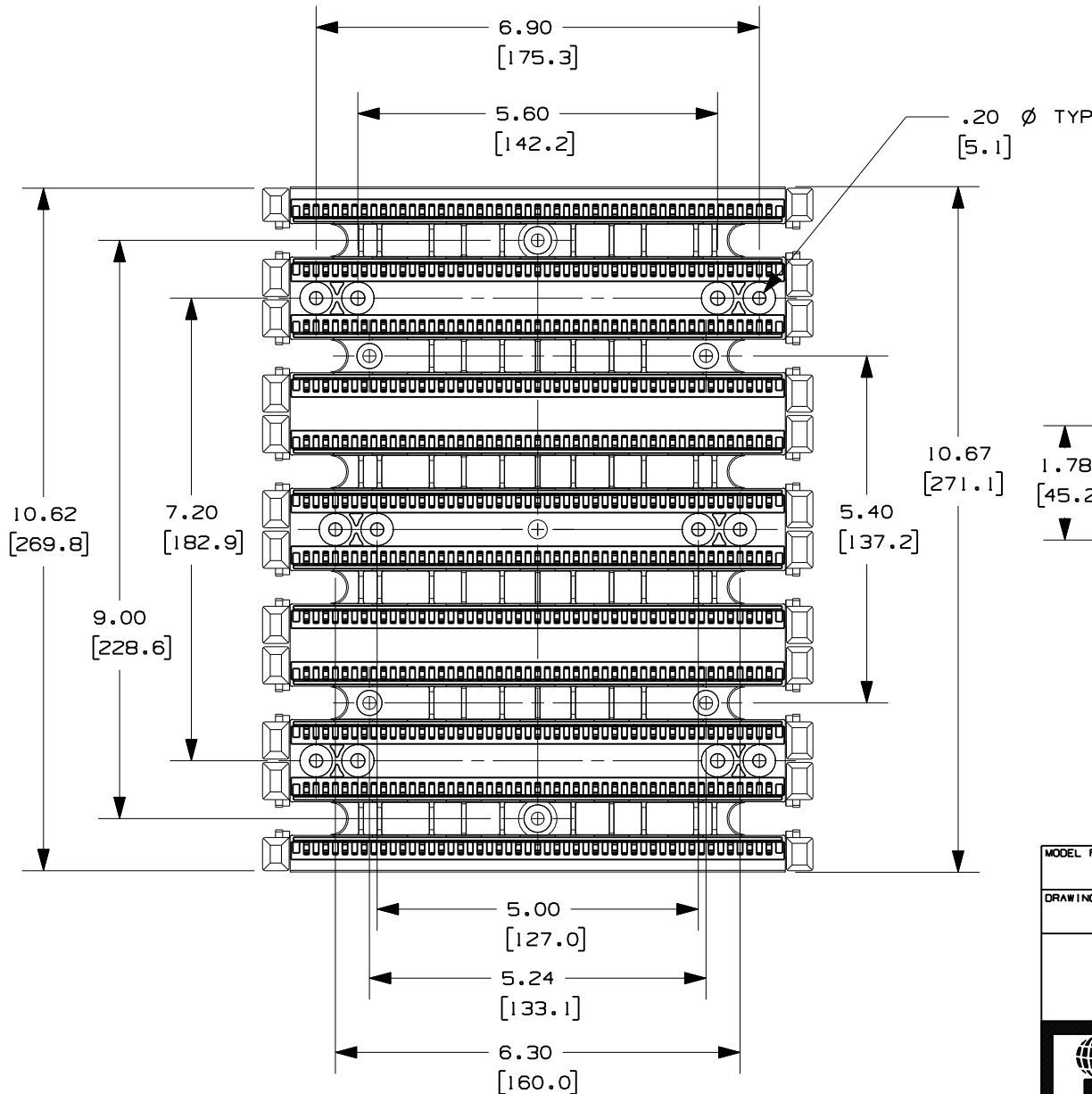
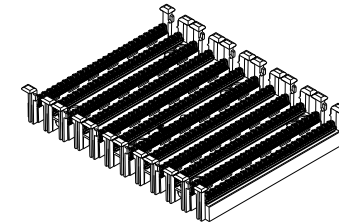
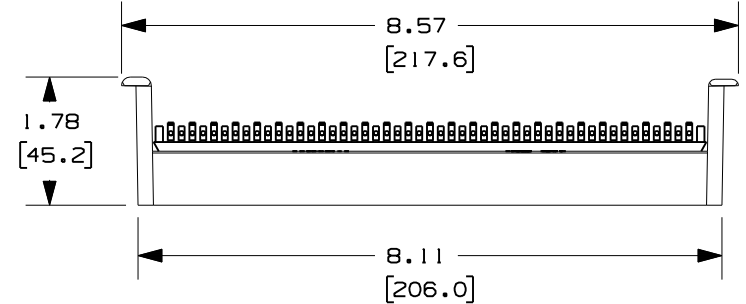


THIS COPY IS PROVIDED ON A RESTRICTED BASIS AND IS NOT TO BE USED IN ANY WAY DETRIMENTAL TO THE INTERESTS OF PANDUIT CORP.



PANDUIT PART NO.	WEIGHT
P110B300-X	1.26 LB/EACH 570 g/EACH

- NOTE:
1. DIMENSIONS ARE NOMINAL UNLESS OTHERWISE SPECIFIED.
 2. TOOTH GEOMETRY IN WIRE SEPARATOR SIMPLIFIED FOR DWG CLARITY.
 3. WIRE SEPARATOR TEETH MARKED ACCORDING TO 25-PAIR TIP COLOR SCHEME.
 4. APPEARING ON TOP SURFACE: "PANDUIT", PART#, AND QC#.
 5. DIMENSIONS IN [] ARE IN METRIC UNITS.



MODEL FILENAME B50000LJ_CD10652_07.PRT	SIZE A
DRAWING FILENAME V:9507566/B50000LJ_DC_06A.PRT	

PAN-PUNCH 110 PUNCHDOWN SYSTEM
300 PAIR BASE WITHOUT LEGS
CUSTOMER DRAWING

<p>PANDUITTM CORP. TINLEY PARK, ILL 60477</p>	I.I. NUMBER
	PRODUCT SPEC/ PKG SPEC
<p>THIRD ANGLE PROJECTION</p>	<p>ALL DIMENSIONS ARE GIVEN IN INCHES, UNLESS OTHERWISE SPECIFIED.</p> <p>DIMENSIONAL TOLERANCES ARE: (.X) ±.03 (XXX) ±.005 (.XX) ±.01 ANGLES ± 1°</p>
<p>ASSY METHOD/ TEST METHOD</p>	SCALE 3/8=1
<p>DRAWN BY BAP</p>	<p>REVIEW DRAWING NUMBERS</p>
<p>DATE 2-12-97</p>	<p>PART NO. P110B300-X</p>
<p>CHK'D UNK</p>	<p>MAT'L ENGINEERING THERMOPLASTIC UL94 V-0</p>
<p>DRAWING NO. KA-10494</p>	

REV	DATE	BY	CHK	DESCRIPTION	ECN	R	CUST	SUP	OTH
I	7-09-07	MDJr	EJH	A. UPDATED DRAWING WITH NEW TITLE BLOCK AND DELETED SHEET 2.	KA-10494		REGA		
R	2-12-97	BAP	UNK	RELEASED TO PRODUCTION	KA-10494		UNK		