
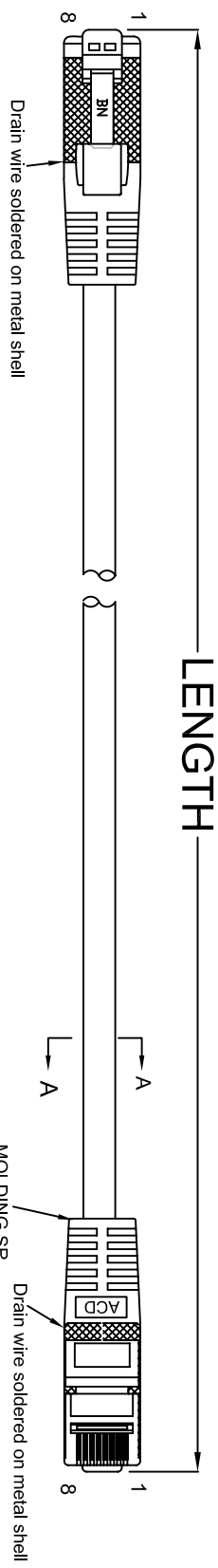


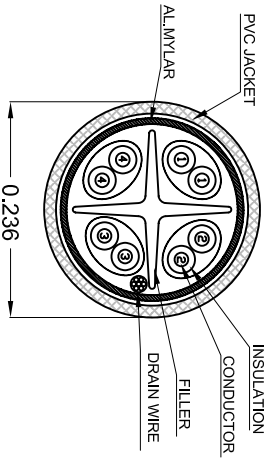
THE INFORMATION CONTAINED IN THIS DRAWING IS THE SOLE PROPERTY OF AMPHENOL CABLES ON DEMAND. ANY REPRODUCTION OR DISCLOSURE TO THIRD PARTIES, IN PART OR WHOLE, WITHOUT THE EXPRESS WRITTEN PERMISSION OF AMPHENOL CABLES ON DEMAND IS PROHIBITED.

REV.	DESCRIPTION	DATE	APPROVED
A	NEW RELEASE	2/APR/2014	



- CAT.6A FTP LAN CABLE:**
1. Conductor (Stranded): 26AWG(7X0.16mm);
  2. Insulation: HD-PE;
  3. Color Code:
    - PAIR 1: Blue & White/Blue
    - PAIR 2: Orange & White/Orange
    - PAIR 3: Green & White/Green
    - PAIR 4: Brown & White/Brown
  4. Al/Mylar: Coverage 100%; Overlap 25%/min;
  5. Drain: 7/0.16± 0.01mm Tinned Copper;
  6. Cable Marking:
    - Amphenol Cables on Demand TYPE CM 26AWG 4PR 75° C (UL) c(UL) E314104 TIA/EIA-568-B-2-10 FTP CAT.6A
  7. Rated Temperature: 75° C.
  8. Rated Voltage: 300V.
  9. UL cUL CM TYPE.
  10. Impedance: 100± 15% Ω (1~500 MHz)
  11. DC-Resistance Capacitance Unbalance: 5%
  12. DC-Resistance: 14.8Ω/100m AT 20°C MAX
  13. Bandwidth: 500 Mhz
  14. Bending Radius: 25.4mm (1") min
  15. Transmission Requirements TIA/EIA-568-B-2-10 PATCH CORD

**Length Tolerance:**  
 Length ≤ 0.5M +30/-0mm  
 Length > 0.5M & < 1M +50/-0mm  
 Length ≥ 1M & ≤ 5M +/-50mm  
 Length > 5M & ≤ 10M +/-100mm



**PIN OUT: T568B**

PLUG 1	PLUG 2	COLOR
PIN 1	PIN 1	WHITE/ORANGE
PIN 2	PIN 2	ORANGE
PIN 3	PIN 3	WHITE/GREEN
PIN 4	PIN 4	BLUE
PIN 5	PIN 5	WHITE/BLUE
PIN 6	PIN 6	GREEN
PIN 7	PIN 7	WHITE/BROWN
PIN 8	PIN 8	BROWN
Shielded	Shielded	DRAIN WIRE



UNLESS OTHERWISE SPECIFIED DIMENSIONS ARE IN INCHES		TOLERANCES ARE:		DECIMALS		ANGLES		THIRD ANGLE PROJECTION	
X	±X	±X°							
.XX	±.XX								
.XXX	±.XXX								

EAR NO.	APPROVALS	DATE
	LF	2/APR/2014
	BA	2/APR/2014

SIZE	DWG. NO.	REV.
A	MP - 6ARJ 45 SNNX	A0

**Amphenol Cables on Demand**  
 20 VALLEY ST. ENDCOTT, NY 13760

**ASM CBL R45/R45 FTP CAT.6A**

NOTES: UNLESS OTHERWISE SPECIFIED