PART NUMBER	ITEM ① BODY - FRONT	ITEM ② BODY - REAR	ITEM ③ CONTACT	ITEM ④ INSULATOR	ITEM ⑤ CRIMP SLEEVE	ITEM ⑥ WASHER	ITEM ⑦ NUT
131-6333-401	BRASS GOLD PL .00001 MIN OVER NICKEL PL .00005 MIN OVER COPPER PL .00005 MIN	BRASS GOLD PL .00001 MIN OVER NICKEL PL .00005 MIN OVER COPPER PL .00005 MIN	BRASS GOLD PL .00003 MIN OVER NICKEL PL .00005 MIN OVER COPPER PL .00005 MIN	TEFLON	COPPER GOLD PL .00001 MIN OVER NICKEL PL .00005 MIN OVER COPPER PL .00005 MIN	PHOSPHOR BRONZE GOLD PL .00001 MIN OVER NICKEL PL .00005 MIN OVER COPPER PL .00005 MIN	BRASS GOLD PL .00001 MIN OVER NICKEL PL .00005 MIN OVER COPPER PL .00005 MIN
131-6333-406	BRASS NICKEL PL .0001 MIN OVER COPPER PL .00005 MIN	BRASS NICKEL PL .0001 MIN OVER COPPER PL .00005 MIN	BRASS GOLD PL .00003 MIN OVER NICKEL PL .00005 MIN OVER COPPER PL .00005 MIN	TEFLON	COPPER NICKEL PL .0001 MIN OVER COPPER PL .00005 MIN	PHOSPHOR BRONZE NICKEL PL .0001 MIN OVER COPPER PL .00005 MIN	BRASS NICKEL PL .0001 MIN OVER COPPER PL .00005 MIN

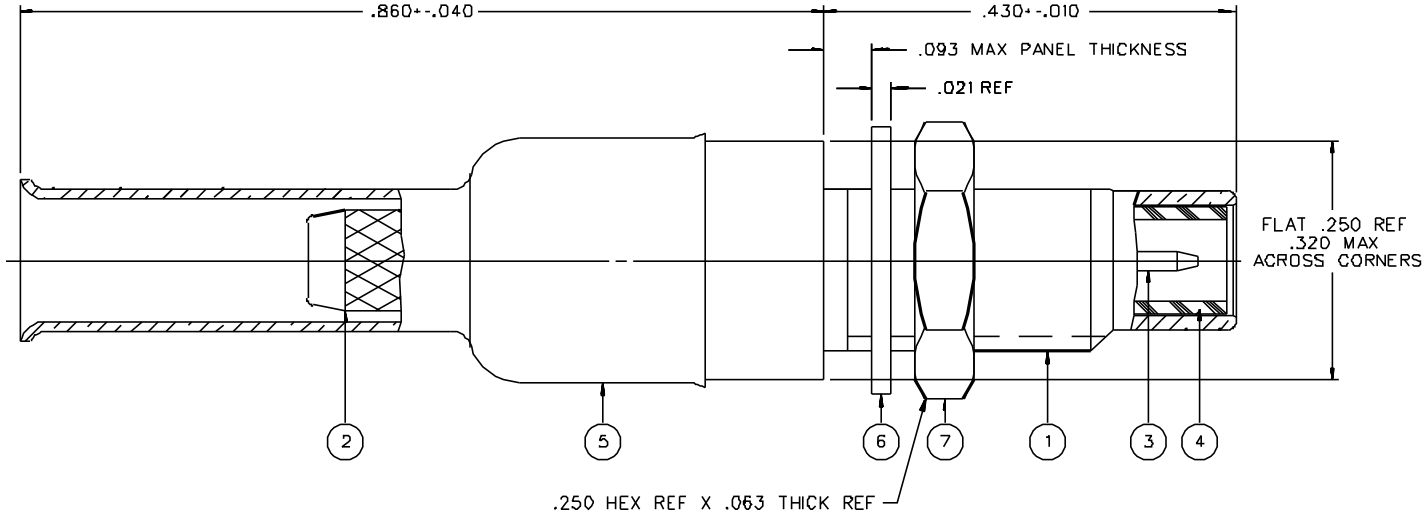

NOTES:

1. SPECIFICATIONS:

IMPEDANCE: 50 OHMS (MAIN BODY ONLY, USES 75 OHM CABLE)
FREQUENCY RANGE: 0-10 GHZ
VSWR: NOT APPLICABLE
WORKING VOLTAGE: 335 VRMS MAX AT SEA LEVEL
DIELECTRIC WITHSTANDING VOLTAGE: 1000 VRMS MIN AT SEA LEVEL
INSULATION RESISTANCE: 1000 MEGOHM MIN
CONTACT RESISTANCE:
CENTER CONTACT - INITIAL 6 MILLIOHM MAX, AFTER ENVIRONMENTAL 8 MILLIOHM MAX
OUTER CONDUCTOR - GOLD PLATED INITIAL 1 MILLIOHM MAX, AFTER ENVIRONMENTAL - NOT APPLICABLE
NICKEL PLATED INITIAL 2.5 MILLIOHM MAX, AFTER ENVIRONMENTAL - NOT APPLICABLE
BRAID TO BODY - GOLD PLATING INITIAL 1 MILLIOHM MAX, NICKEL PLATING INITIAL 2.5 MILLIOHM MAX, AFTER ENVIRONMENTAL NOT APPLICABLE
CORONA LEVEL: 250 VOLTS MIN AT 70,000 FEET
INSERTION LOSS: NOT APPLICABLE
RF LEAKAGE: NOT APPLICABLE
RF HIGH POTENTIAL WITHSTANDING VOLTAGE: 700 VRMS AT 4 AND 7 MHZ

MECHANICAL:

ENGAGE/DISENGAGE FORCE: 16 OUNCE-INCH MAX TORQUE
MATING TORQUE: 35-50 OUNCE INCH
COUPLING PROOF TORQUE: 100 OUNCE-INCH MIN
COUPLING NUT RETENTION: 35 LBS MIN
CONTACT RETENTION: 4 LBS MIN AXIAL FORCE
CABLE ACCEPTABILITY: RG 179/U, RG 187/U
CABLE HEX CRIMP SIZE: .128
CABLE RETENTION: 20 LBS MIN OR CABLE BREAKING STRENGTH
DURABILITY: 500 CYCLES MIN

ENVIRONMENTAL:

(MEETS OR EXCEEDS THE APPLICABLE PARAGRAPH OF MIL-C-39012)
THERMAL SHOCK: MIL-STD-202, METHOD 107, CONDITION B
OPERATING TEMPERATURE: -65 DEG C TO 165 DEG C
CORROSION: MIL-STD-202, METHOD 101, CONDITION B
SHOCK: MIL-STD-202, METHOD 213, CONDITION C
VIBRATION: MIL-STD-202, METHOD 204, CONDITION D

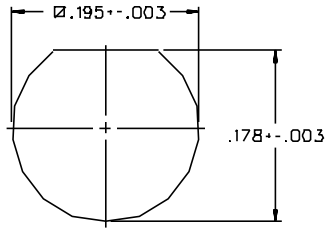

MOUNTING HOLE

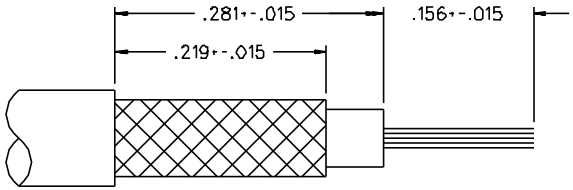

CABLE STRIP DIMENSIONS

DRAWING NO.					
C - 131-6333-401/410					
0	REVISIONS				
ENGINEERING RELEASE					
1	3-11-93	RH	JRK		P 3-19-93 ECO 41677
VERSION UPDATE * REVISION NUMBER FOLLOWED BY AN ALPHA CHARACTER INDICATES DRAWING CLARIFICATION OR PART NUMBER ADDITION ONLY.					
1a	3-12-98	RH	RJB		ECN 44921

CUSTOMER DRAWING

THIS DRAWING TO BE INTERPRETED PER ANSI Y 14.5M - 1982

"μSTATION"

COMPANY CONFIDENTIAL

TOLERANCE UNLESS OTHERWISE SPECIFIED		DRAWN BY JRK	DATE 1-19-93	JOHNSON	Cinch Connectivity Solutions 299 Johnson Ave. Ste. 100 Waseca, MN 56093 1-800-247-8256
DECIMALS .XX	mm	CHECKED BY	DATE	TITLE JACK ASSEMBLY STRAIGHT CABLED BULKHEAD SMC, RG 179	
.XXX		APPROVED BY JRK	DATE 3-11-93		
MATL		APPROVED BY TAK/RJB	DATE	CODE NO.	DRAWING NO. C - 131-6333-401/410
FINISH		RELEASE DATE 3-17-93		SCALE 10:1	U/M INCH SHEET 2 OF 2