

# "High Frequency Ceramic Solutions"

Preliminary

2.45 / 5.5GHz WLAN Ceramic Diplexer (BPF/BPF type).

P/N 2450DP15N5500


LGA bottom terminations

Detail Specification: 8/2/2012

Page 1 of 3

## General Specifications

<b>Part Number</b>		2450DP15N5500		
<b>Operating Temperature Range</b>		-40 ~ +85 °C		
Frequency	Insertion Loss	Passband VSWR	Return Loss Min	Attenuation (db)
2400~2500	2.4 max. @ 25°C	2.0 max.	-9.54	28 min. @ 824~915MHz
				28 min. @ 1545~1610MHz
				24 min. @ 1710~1990MHz
				18 min. @ 2110~2170MHz
				27 min. @ 4800~5000MHz
5150~5850	1.2 max. @ 25°C	2.0 max.	-9.54	20 min. @ 7200~7500MHz
				25 min. @ 1545~1610MHz
				25 min. @ 2400~2500MHz 25 min. @ 10300~11700MHz



<b>Recommended Storage Conditions*</b>	+5 to +35 °C, Humidity 45~75%RH
<b>Reel Quantity</b>	4,000
<b>Storage Period</b>	18 months max.
<b>Power Capacity</b>	1W max.

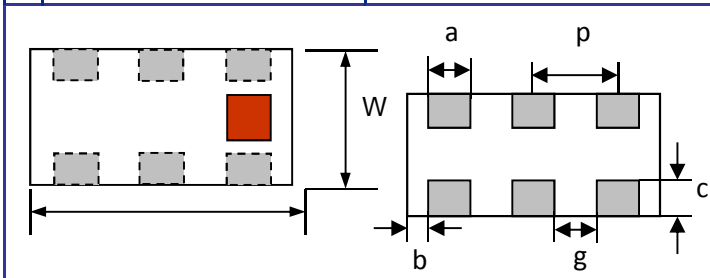
\*18 months in vacuum sealed bag and 1 week cumulative after opened.

## Part Number Explanation

P/N Suffix	Packing Style	Bulk	Suffix = S	eg. 2450DP15N5500S
		T & R (3000pcs)	Suffix = E	eg. 2450DP15N5500E
	Termination style	100% Tin	Suffix = None	eg. 2450DP15N5500(E or S)
	Evaluation Board	2450DP15N5500-EBSMA		

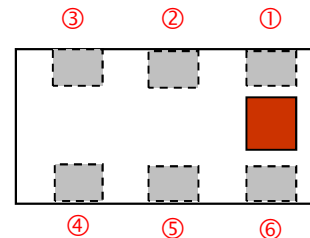
## Mechanical Dimensions

	In	mm
<b>L</b>	0.079 ± 0.004	2.00 ± 0.10
<b>W</b>	0.049 ± 0.004	1.25 ± 0.10
<b>T</b>	0.031 ± 0.004	0.80 ± 0.10
<b>a</b>	0.012 ± 0.004	0.30 ± 0.10
<b>b</b>	0.008 ± 0.004	0.20 ± 0.10
<b>c</b>	0.012 ± 0.004 /-0.2	0.30 ± 0.10
<b>g</b>	0.014 ± 0.004	0.35 ± 0.10
<b>p</b>	0.026 ± 0.002	0.65 ± 0.05



## Terminal Configuration

No.	Function
<b>1</b>	Lower Freq. Port
<b>2</b>	GND
<b>3</b>	Higher Freq. Port
<b>4</b>	GND
<b>5</b>	Common Port
<b>6</b>	GND



www.johansontechnology.com  
4001 Calle Tecate • Camarillo, CA 93012 • TEL 805.389.1166 FAX 805.389.1821

2012 Johanson Technology, Inc. All Rights Reserved

# "High Frequency Ceramic Solutions"

Preliminary

2.45 / 5.5GHz WLAN Ceramic Diplexer (BPF/BPF type).

P/N 2450DP15N5500

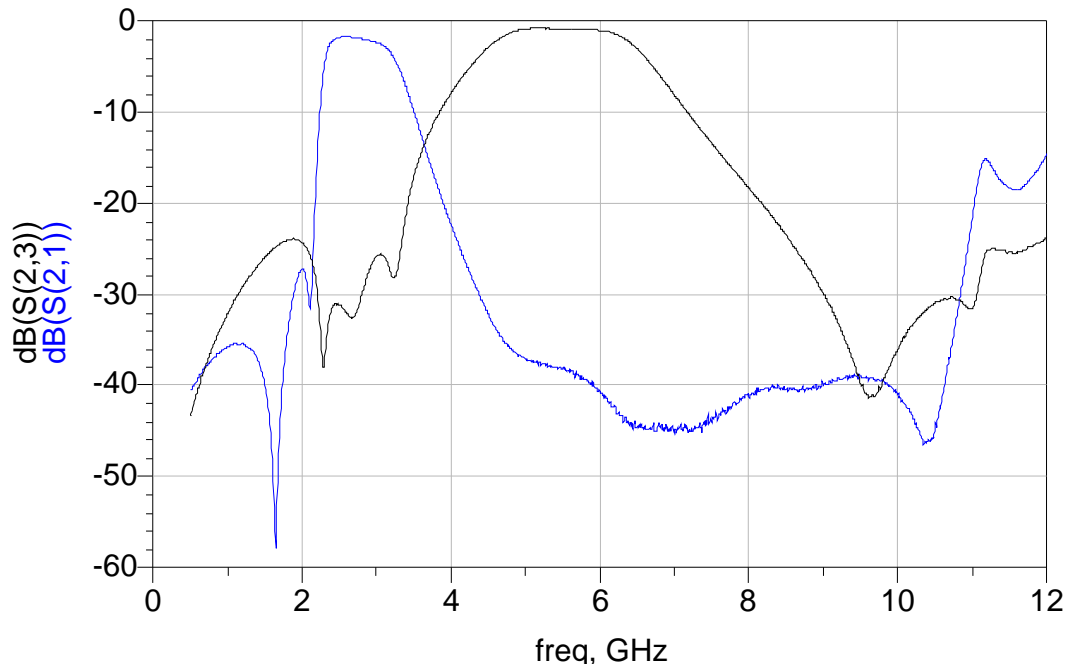
LGA bottom terminations

Detail Specification: 8/2/2012

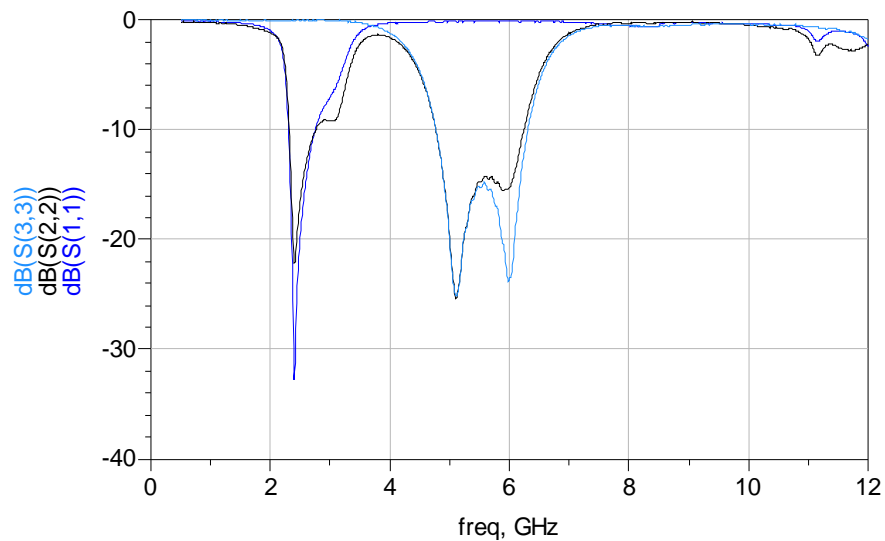
Page 2 of 3

## Typical Electrical Performance (T=25°C)

### Attenuation



### Return Loss



The contents of this data sheet are subject to change without notice. Please confirm the specifications and delivery conditions when placing your order. All sales are subject to Johanson Technology, Inc. terms and conditions.



[www.johansontechnology.com](http://www.johansontechnology.com)

4001 Calle Tecate • Camarillo, CA 93012 • TEL 805.389.1166 FAX 805.389.1821

2012 Johanson Technology, Inc. All Rights Reserved

# "High Frequency Ceramic Solutions"

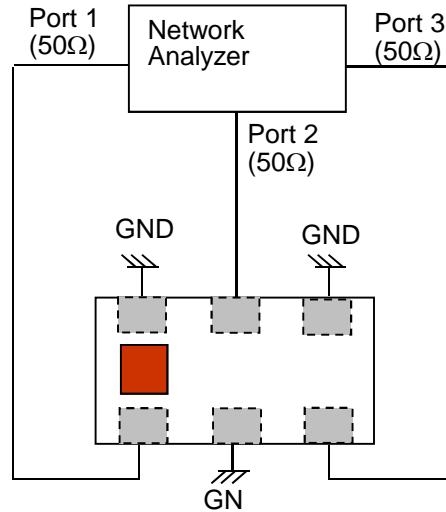
2.45 / 5.5GHz WLAN Ceramic Diplexer (BPF/BPF type).  
LGA bottom terminations

P/N 2450DP15N5500

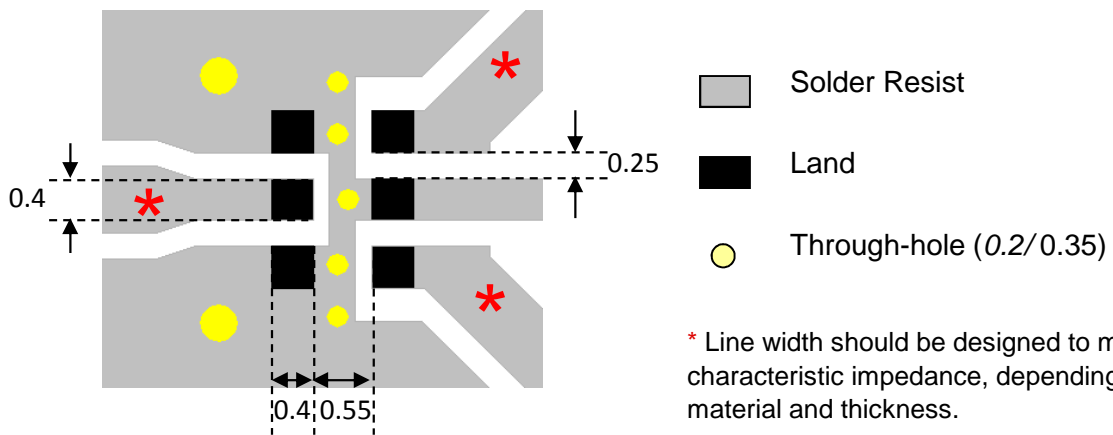
Detail Specification: 8/2/2012

Page 3 of 3

## Measuring Diagram



## Mounting Considerations



The contents of this data sheet are subject to change without notice. Please confirm the specifications and delivery conditions when placing your order. All sales are subject to Johanson Technology, Inc. terms and conditions.